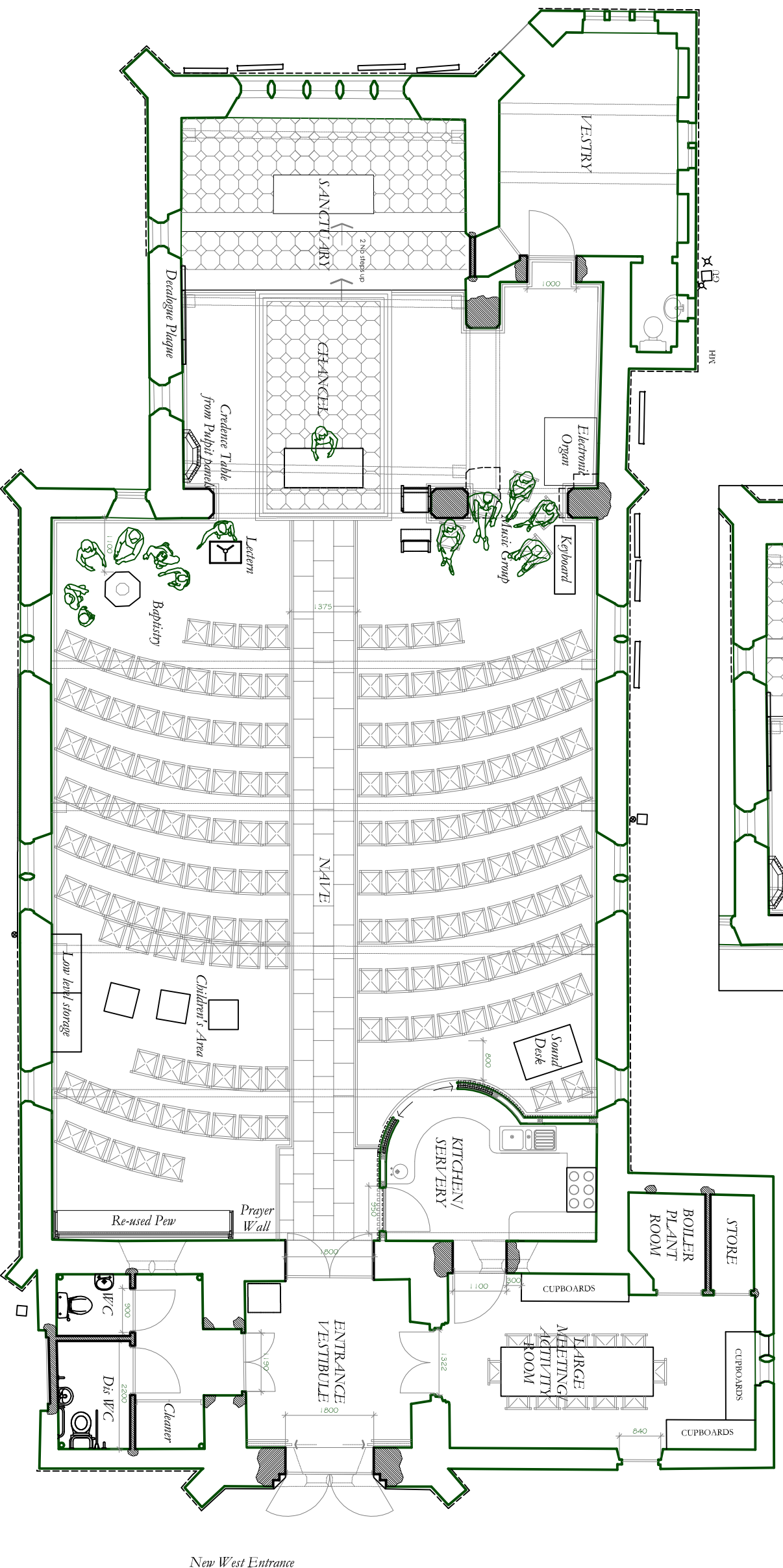
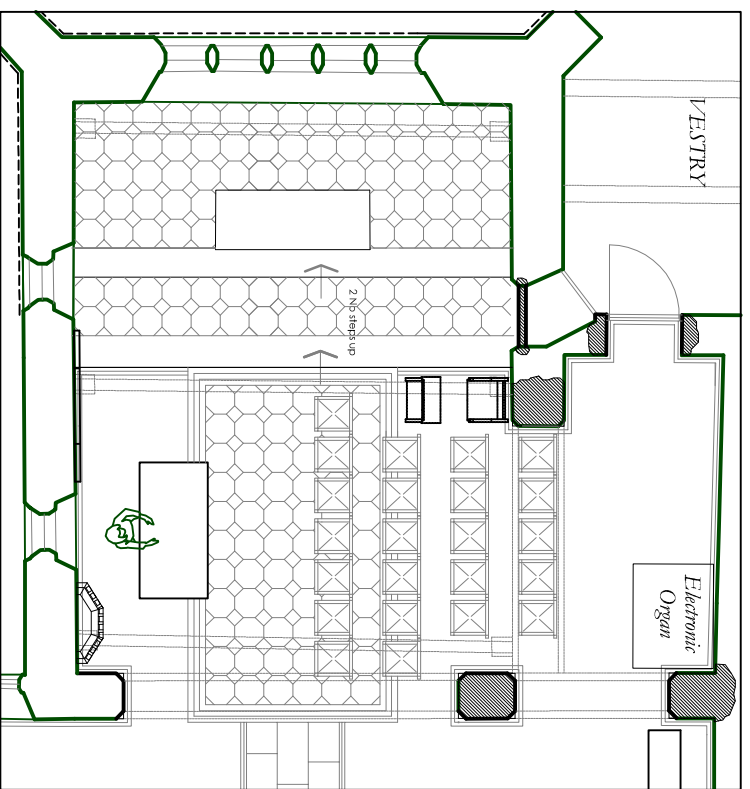



ALTERNATIVE CHANCEL LAYOUT FOR MORNING SERVICES & PRAYER



New West Entrance

This drawing is to be read in conjunction with all related documents.
Do not scale from this drawing. All dimensions must be checked and verified on site before commencing any work or producing shop drawings. This office should be notified immediately of any discrepancy.
This drawing is copyright and the property of Walker Cunningham Architects.

Rev A: 30/08/19 - Furniture added & alternative east end arrangement
Rev B: 02/09/19 - Music group & Baptism party added; font moved
Rev C: 10/09/19 - Table and chairs added to Large Meeting/Activity Room



**AS PROPOSED
PHASE 1 PLAN
1:100 / A3**

Project: Christ Church, Dore
Client: PCC
Dwg No: 576D0/P25
Date: 14/08/2019
Rev: C

**walker
cunningham
architects**



wcarchitects.co.uk
knoll farmhouse | matlock | de4 5fp
28 byron rd | sheffield | s7 1ry

1:100

0M

1

2

3

4

5

10

20